BELIATORE STATION YARD

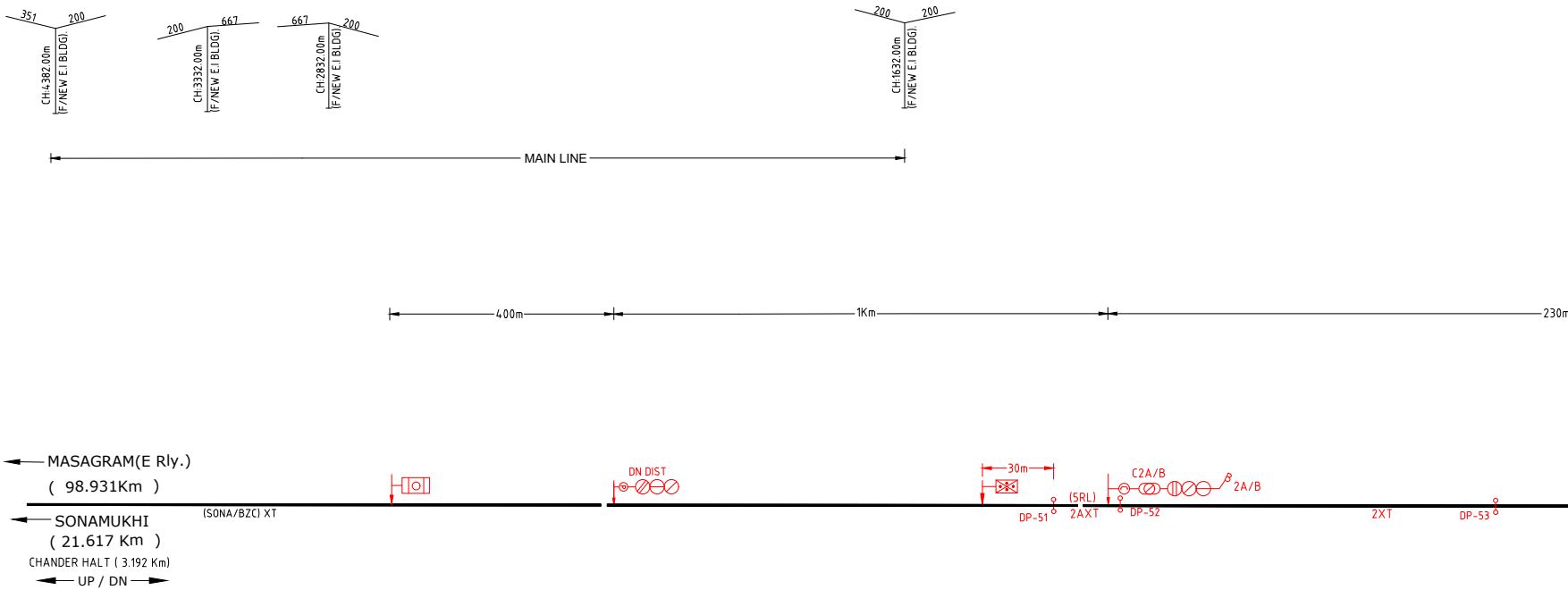
351
200
CH:4382.00m
(F/NEW E.I BLDG).
200
667
CH:3332.00m
(F/NEW E.I BLDG).
667
200
CH:2832.00m
(F/NEW E.I BLDG)
200
200
CH:1632.00m
(F/NEW E.I BLDG)
MAIN LINE
400m
1Km
230m
MASAGRAM(E Rly.)
(98.931Km)
SONAMUKHI
(21.617 Km)
CHANDER HALT (3.192 Km)
UP / DN
(SONA/BZC) XT
DN DIST
30m
(5RL)
DP-51
2AXT
C2A/B
2A/B
DP-52
2XT
DP-53

Signature Not Verified
Digitally signed by KAUSHAL KUMAR GARG
Date: 2022.06.03 18:07:11 IST
Reason: IREPS-CRIS
Location: New Delhi

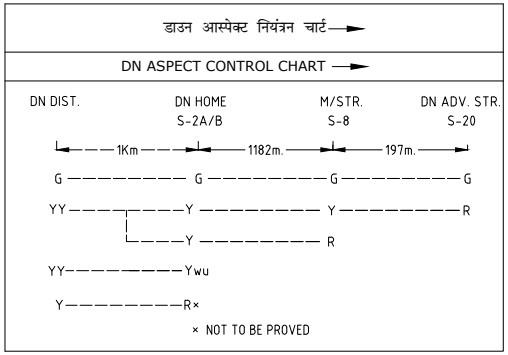
डाउन आस्पेक्ट नियंत्रन चार्ट

DN ASPECT CONTROL CHART

DN DIST.
DN HOME
S-2A/B
M/STR.
S-8
DN ADV. STR.
S-20
1Km
1182m.
197m.
G
G
G
G
YY
Y
Y
R
Y
R
YY
Ywu
Y
R×
× NOT TO BE PROVED

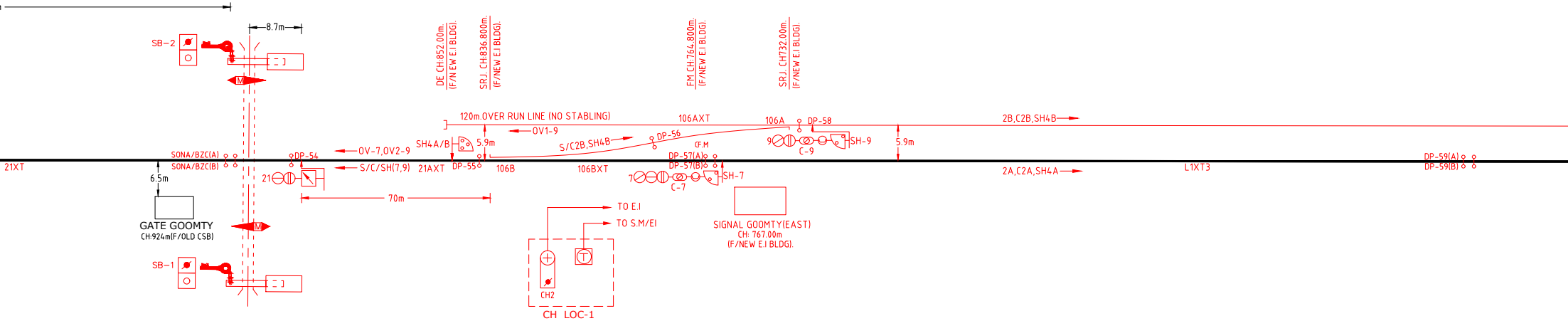
8.7m
SB-2
SB-1
M
M
DE CH:852.00m.
(F/N EW E.I BLDG).
SRJ. CH:836.800m.
(F/NEW E.I BLDG).
FM CH:764.800m.
(F/NEW E.I BLDG).
SRJ. CH732.00m.
(F/NEW E.I BLDG).
120m.OVER RUN LINE (NO STABLING)
106AXT
106A
DP-58
2B,C2B,SH4B
OV1-9
SH4A/B
5.9m
S/C2B,SH4B
DP-56
9
C-9
SH-9
5.9m
CF.M
DP-57(A)
DP-57(B)
SONA/BZC(A)
SONA/BZC(B)
DP-54
OV-7,OV2-9
S/C/SH(7,9)
21AXT
DP-55
106B
106BXT
7
C-7
SH-7
2A,C2A,SH4A
L1XT3
DP-59(A)
DP-59(B)
21XT
6.5m
21
70m
GATE GOOMTY
CH:924m(F/OLD CSB)
TO E.I
TO S.M/EI
SIGNAL GOOMTY(EAST)
CH: 767.00m
(F/NEW E.I BLDG).
CH2
CH LOC-1

'C' CLASS L-'X'ING GATE (INTERLOCKED)
Km:250.706,KM:250/7-8 (F/HWH)
CH:-944.500m.(F/NEW E.I. BLDG).
LC GATE NO.-BR20
CONTROLLED BY-126
(ELECTRICALLY OPERATED LIFTING BARRIER)
(NORMALLY OPEN TO ROAD TRAFFIC)

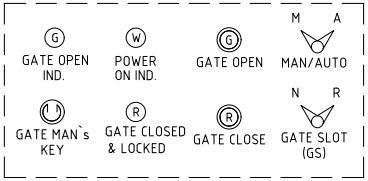
G
GATE OPEN IND.
W
POWER ON IND.
G
GATE OPEN
M
A
MAN/AUTO
GATE MAN`s KEY
R
GATE CLOSED & LOCKED
R
GATE CLOSE
N
R
GATE SLOT (GS)

OPERATION PANEL FOR ELECTRICAL LIFTING BARRIER
L.C. NO.-BR-20

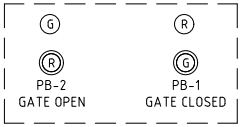
G
R
R
PB-2
GATE OPEN
G
PB-1
GATE CLOSED

CONTROL PANEL FOR L.C. NO.-BR-20

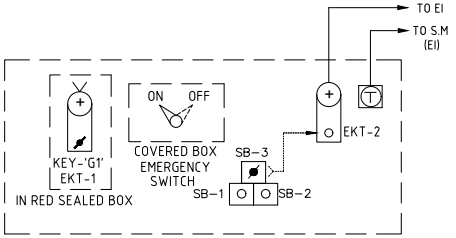
TO EI
TO S.M
(EI)
KEY-'G1'
EKT-1
IN RED SEALED BOX
ON
OFF
COVERED BOX
EMERGENCY
SWITCH
SB-3
SB-1
SB-2
EKT-2

IN GATE LODGE L.C. NO.-BR-20

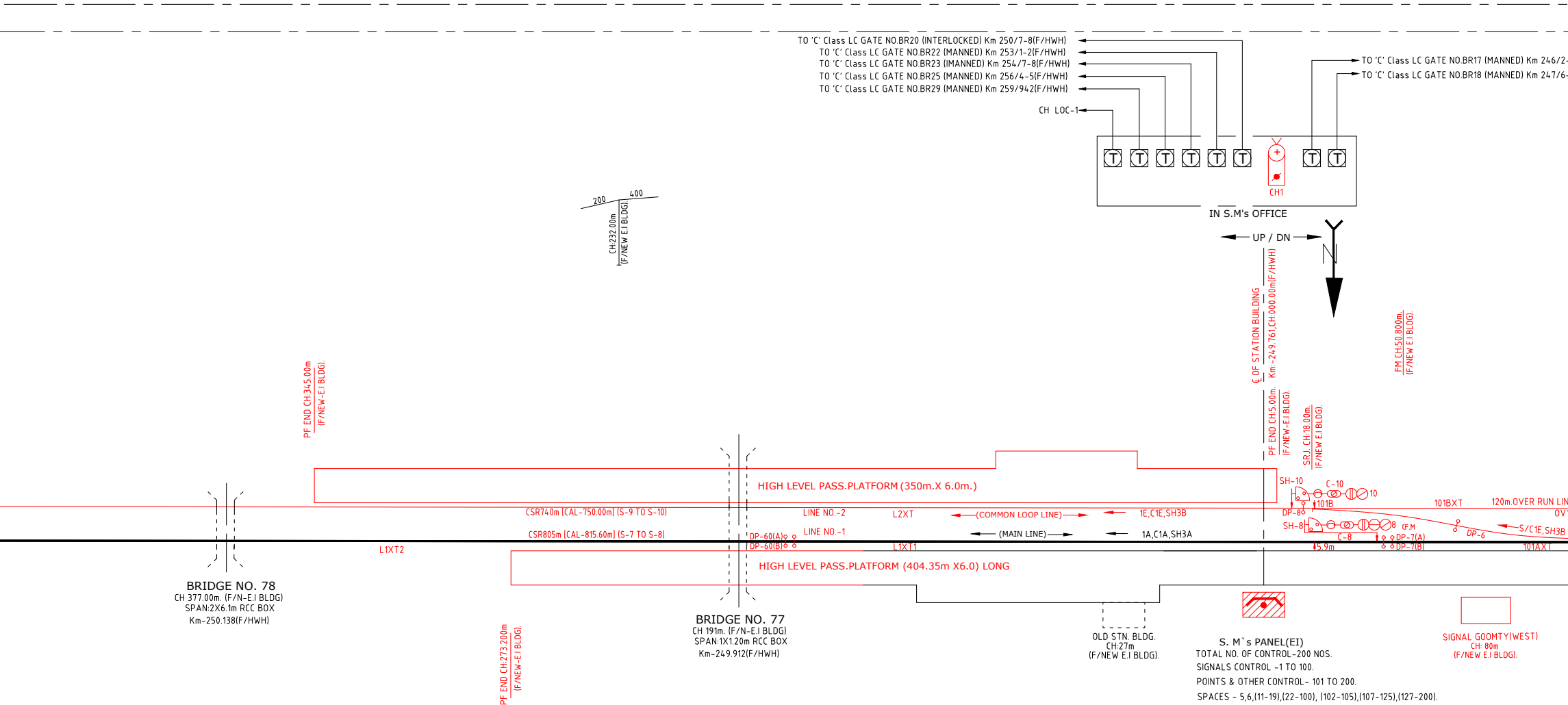
TO 'C' Class LC GATE NO.BR20 (INTERLOCKED) Km 250/7-8(F/HWH)
TO 'C' Class LC GATE NO.BR22 (MANNED) Km 253/1-2(F/HWH)
TO 'C' Class LC GATE NO.BR23 (IMANNED) Km 254/7-8(F/HWH)
TO 'C' Class LC GATE NO.BR25 (MANNED) Km 256/4-5(F/HWH)
TO 'C' Class LC GATE NO.BR29 (MANNED) Km 259/942(F/HWH)
TO 'C' Class LC GATE NO.BR17 (MANNED) Km 246/2-
TO 'C' Class LC GATE NO.BR18 (MANNED) Km 247/6-
CH LOC-1
T
CH1
IN S.M's OFFICE
UP / DN
N
200
400
CH:232.00m
(F/NEW E.I BLDG)
℄ OF STATION BUILDING
Km:-249.761,CH:000.00m(F/HWH)
FM CH:50.800m.
(F/NEW E.I BLDG).
PF END CH:345.00m
(F/NEW-E.I BLDG).
PF END CH:5.00m.
(F/NEW-E.I BLDG).
SRJ. CH:18.00m.
(F/NEW E.I BLDG).
HIGH LEVEL PASS.PLATFORM (350m.X 6.0m.)
CSR740m [CAL-750.00m] [S-9 TO S-10]
CSR805m [CAL-815.60m] [S-7 TO S-8]
LINE NO.-2
LINE NO.-1
L2XT
L1XT1
L1XT2
(COMMON LOOP LINE)
(MAIN LINE)
1E,C1E,SH3B
1A,C1A,SH3A
DP-60(A)
DP-60(B)
SH-10
C-10
10
101B
DP-8
SH-8
8
C-8
CF.M
5.9m
DP-7(A)
DP-7(B)
DP-6
101BXT
120m.OVER RUN LIN
OV
S/C1E,SH3B
101AXT
HIGH LEVEL PASS.PLATFORM (404.35m X6.0) LONG
BRIDGE NO. 78
CH 377.00m. (F/N-E.I BLDG)
SPAN:2X6.1m RCC BOX
Km-250.138(F/HWH)
BRIDGE NO. 77
CH 191m. (F/N-E.I BLDG)
SPAN:1X1.20m RCC BOX
Km-249.912(F/HWH)
OLD STN. BLDG.
CH:27m
(F/NEW E.I BLDG).
SIGNAL GOOMTY(WEST)
CH: 80m
(F/NEW E.I BLDG).
PF END CH:273.200m
(F/NEW-E.I BLDG).

S. M`s PANEL(EI)

TOTAL NO. OF CONTROL-200 NOS.

SIGNALS CONTROL -1 TO 100.

POINTS & OTHER CONTROL- 101 TO 200.

SPACES - 5,6,(11-19),(22-100), (102-105),(107-125),(127-200).

SPARE ROUTES-1B,C1B,1C,C1C,1D,C1D

AXLE COUNTER -DP-1 TO DP-100.

SPARE DP-DP-9 TO DP-50(WEST SIDE),
DP-61 TO DP-100(EAST SIDE).

आपतकालीन कांटे का प्रचालन के लिए क्रैंक मुट समुह CRANK HANDLE GROUPING FOR EMERGENCY OPERATION OF POINTS		
CRANK HANDLE	CONTROL POINTS	LOCATION
CH1	101A/B.	S.M.
CH2	106A/B	CH LOC-1

-3(F/HWH)
-7(F/HWH)

अप आस्पेक्ट नियंत्रन चार्ट
UP ASPECT CONTROL CHART

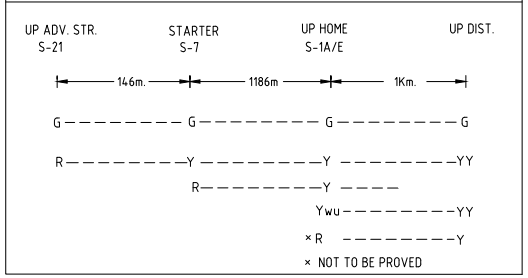
UP ADV. STR.
S-21
STARTER
S-7
UP HOME
S-1A/E
UP DIST.
146m.
1186m
1Km.
G G G G
R Y Y YY
R Y
Ywu YY
×R Y
× NOT TO BE PROVED


400
480
CH:568.00m
(F/NEW E.I BLDG).
480
200
CH:1168.00m
(F/NEW E.I BLDG).
MAIN LINE

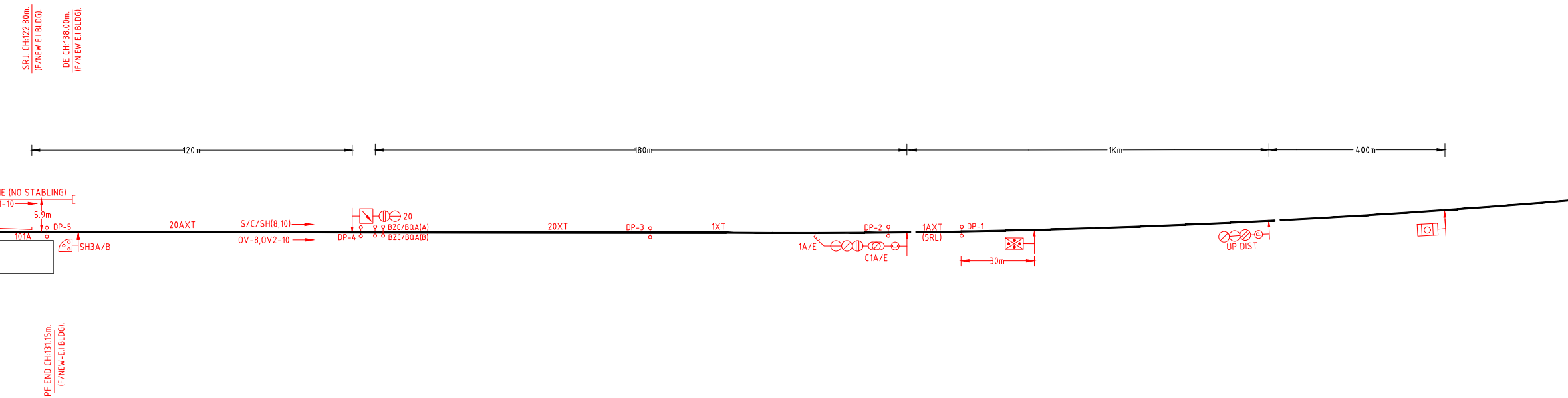
SRJ. CH:122.80m.
(F/NEW E.I BLDG).
DE CH:138.00m.
(F/N EW E.I BLDG).
120m
180m
1Km
400m
E (NO STABLING)
-10
5.9m
DP-5
101A
SH3A/B
20AXT
S/C/SH(8,10)
OV-8,OV2-10
DP-4
20
BZC/BQA(A)
BZC/BQA(B)
20XT
DP-3
1XT
DP-2
1A/E
C1A/E
1AXT
(5RL)
DP-1
30m
UP DIST
PF END CH:131.15m.
(F/NEW-E.I BLDG).

कार्य संचालन प्रस्तति
SYSTEM OF BLOCK WORKING

SL. NO.	SYSTEM	SECTION	INSTRUMENT	LOCATION
1.	ABSOLUTE BLOCK	BELIATORE - BANKURA (UP/DN)	SLBP WITH BPAC	S.M.
2.	ABSOLUTE BLOCK	BELIATORE - SONAMUKHI (UP/DN)	SLBP WITH BPAC	S.M.

DETAILS OF TRACK CIRCUITS/TRACK SECTION:

TRACK CIRCUIT / TRACK SECTION	TYPE OF TRACK CIRCUITS/ TRACK SECTION
1XT,1AXT,2XT,2AXT,20XT,20AXT,21AXT, 21XT,101AXT,101BXT,106AXT,106BXT, L1XT1,L1XT2,L1XT3,L2XT,.	AXLE COUNTER (MSDAC)

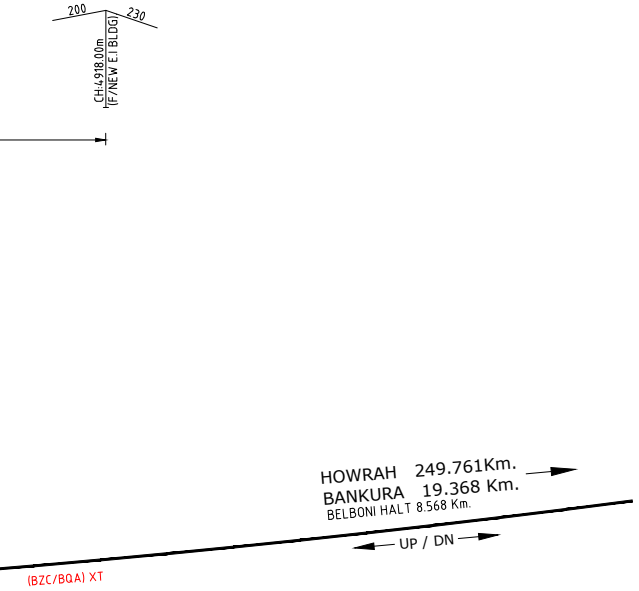
200
230
CH:4918.00m
(F/NEW E.I BLDG)
HOWRAH 249.761Km.
BANKURA 19.368 Km.
BELBONI HALT 8.568 Km.
UP / DN
(BZC/BQA) XT

NOTES:-

1. ALL POINTS ARE 1 IN 12 (C/S) EXCEPT WHERE OTHERWISE INDICATED.
2. ALL POINTS ARE MOTOR OPERATED EXCEPT WHERE OTHERWISE INDICATED.
2. ALL SIGNAL LAMPS ARE OF LED TYPE.
4. DIGITAL AXLE COUNTER SHOWN THUS FOR SINGLE DETECTION & FOR DUAL DETECTION.
5. AUTHORISED OPERATING PRESONNEL ON DUTY SHALL CARRY OUT PHYSICAL VERIFICATION OF TRACK OF FAILED AXLE COUNTER BEFORE RESETTING.
6. (i) STR. SIG. No. (8,10) ARE CONTROLLED BY DN ADV. STR. NO. S-20
(ii) STR. SIG. No. (7,9) ARE CONTROLLED BY UP ADV. STR. NO. S-21
7. LEGEND BOARD WITH LEGEND AS FOLLOWS:-
a) ``DRIVER TO DRAW AHEAD RIGHT UPTO THE FOOT OF THE SIGNAL IF FOUND IT AT `ON'.''
8. CRS/SE CIRCLE CONDONATION IS TO BE OBTAINED FOR GRADE STEEPER THAN 1 IN 400 UPTO 1 IN 100 IN STATION YARD AS PER CHAPTER-II, ITEM-2, NOTE-d(i) OF SCHEDULE OF DIMENSION.
9. OPERATION OF EI FROM DUAL VISUAL DISPLAY UNIT IS AVAILABLE.
10. SIGNALLING SYSTEM IS "TO SUIT 25KV AC TRACTION SYSTEM".
11 (a)EXISTING SHOWN IN BLACK ———
(b)PROPOSED WORK SHOWN IN RED ———

ALT.	DESCRIPTION OF WORK	REFERENCE	CHECKED				APPROVED
			SSE/ D&D	ASTE/ P&D	SSTE/ P&D	Dy.CSTE/ P&D	CSTE/PLG.
NOT INVO-LVED.	2) REMODELING IN CONNECTION WITH THE CONSTRUCTION OF CROSSING STATION AT BQA-MSAE SECTION OF ADRA DIVISION.	L.B. ITEM NO. 10 (UW)/2020-2021					

TENTATIVE

DEBJIT DAS
Digitally signed by DEBJIT DAS
Date: 2022.06.03 17:08:11 -08'00'

Dy. CSTE/RVNL/GRC

	नक्शा संख्या		पैमाना	DRAWN	जाँच किया गया				अनुमोदित	
COUNTER SIGN	DRAWING NO.	द.पु.रे. S.E.R.	SCALE		CHECKED				APPROVED	संकेत अन्तर्पाशन नक्शा SIGNAL INTERLOCKING PLAN
	S.I.		LONGITUDINAL:1CM=10M TRANSVERSE: 1CM = 5M						CHIEF SIGNAL & TELECOM ENGINEER/PLG	
CTPM/GRC		DIVN:- ADA		SSE/D&D/CON	SSE/SIG/CON	ASTE/CON	SSTE/CON/D&D-I	DY.CSTE /CON/D&D	CHIEF SIGNAL & TELECOM ENGINEER/CON/GRC	STANDARD OF INTERLOCKING- II

ENGINEERING DRAWING		COMPLETION REFERENCES			
			RLY. BD./CRS/PCSTE's		
PLAN NO.	ALT.	COMMISSIONED ON	SANCTION NO.&DATE	DISPENSATION NO.& DATE	PCOM/GM'S SPL INSTRUCTION & DATE
CE's NO. YD/SY/ED/28736/21	--				

BELIATORE STATION YARD

बेलआतोर स्टेशन यार्ड

BELIATORE STATION YARD

(ELECTRONIC INTERLOCKING)

CODE:BZC Km. 249.761 CLASS:`B'

नक्शा संख्या
DRAWING NO.

S.I.